


Drawing No.	Rev.	Date	Page
SL-BL1600WA#-DSB	B	2020/04/07	1/5

# APPROVAL SHEET

Part No: **SL-BL1600WA#-DSB**

**NOTE :**

Plant Growth LED Lamp

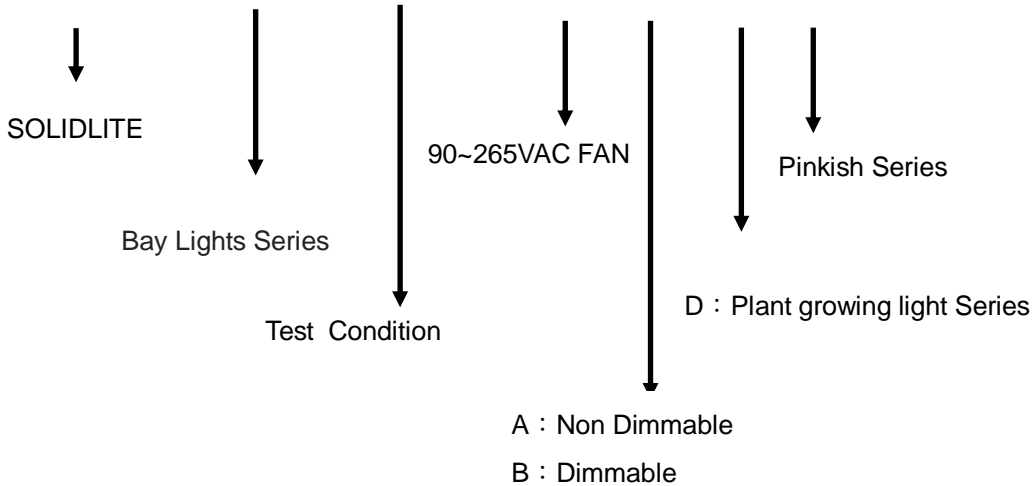
MAKER			CUSTOMER	
				
R&D	QA	Sales	Checked	Approved

Prepared	Checked	Approved
Rachel Lee	Sinper Liu/Evan Chang	Kenneth Wu

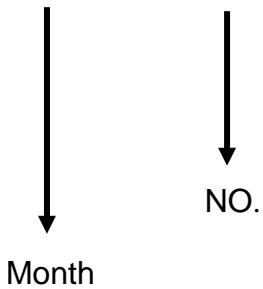
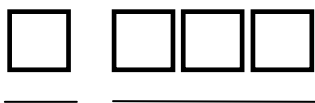
Drawing No.	Rev.	Date	Page
SL-BL1600WA#-DSB	B	2020/04/07	2/5


**Description of P/N No.**

**SL - BL1 600W A # - D SB**



**Description of Lot.**



**Solidlite Corp.** 

P/N : \_\_\_\_\_

Lot : \_\_\_\_\_

Date: \_\_\_\_\_, Rank: \_\_\_\_\_

Q'ty : \_\_\_\_\_, QA : \_\_\_\_\_

Drawing No.	Rev.	Date	Page
SL-BL1600WA#-DSB	B	2020/04/07	3/5

### 1、Product Info：

[Product Name]：LED Lamp for Plant Growing

[Product Number]：SL-BL1600WAA-DSB / SL-BL1600WAB-DSB

[Types]：110V 60Hz 600& 220V 60Hz 600W

[Viewing Angle]：60°

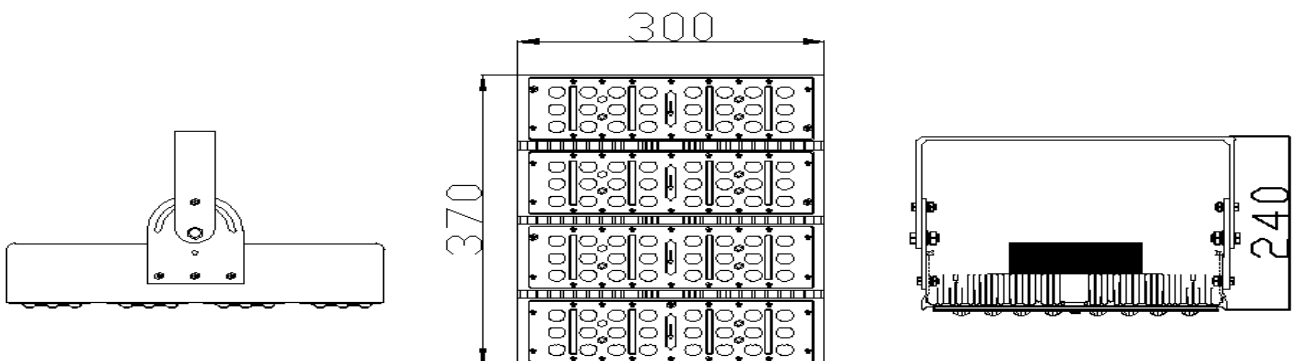
[Product Photo]：See Below

[Product Size]：See Below

[Net Weight]：12kg

[Dimmable]：See Page 2

[Ingress Protection Rating]：IP 65

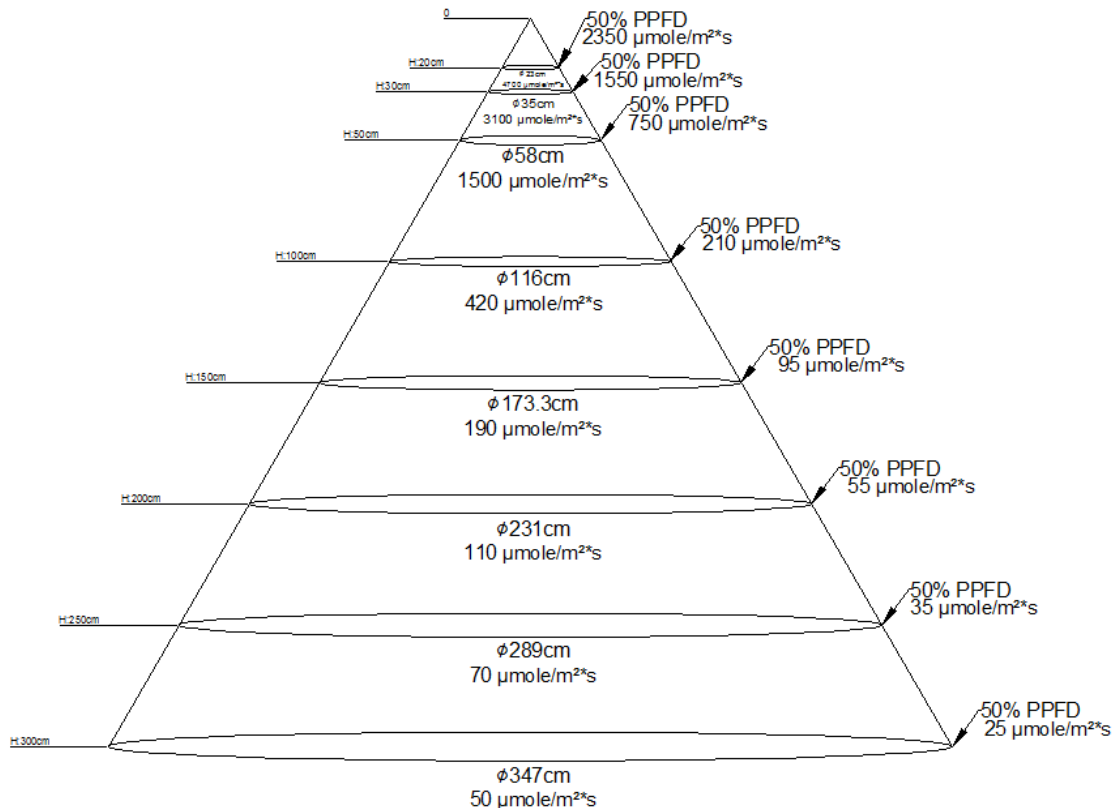


## 2、Product Spec. :

Product No.	SL-BL1600WAA-DSB	SL-BL1600WAB-DSB
Input Voltage	90~265VAC	
Power Consumption	600W	
Power Factor	>0.95	
Operation Temperature	-20°C ~ 40°C	
Beam Angle	60 Degree	
Ingress Protection Rating	IP 65	
Dimmable	Non Dimmable	Dimmable


### Plant growing Properties of light (Measurement device model : Li-Cor LI-250A Made in U.S.A)

Distance	PPFD ( $\mu$ mole/m <sup>2</sup> *s)(Typ.)	Distance	PPFD ( $\mu$ mole/m <sup>2</sup> *s)(Typ.)
20cm	4700	100cm	420
25cm	3900	150cm	190
30cm	3100	200cm	110
40cm	2200	250cm	70
50cm	1500	300cm	50

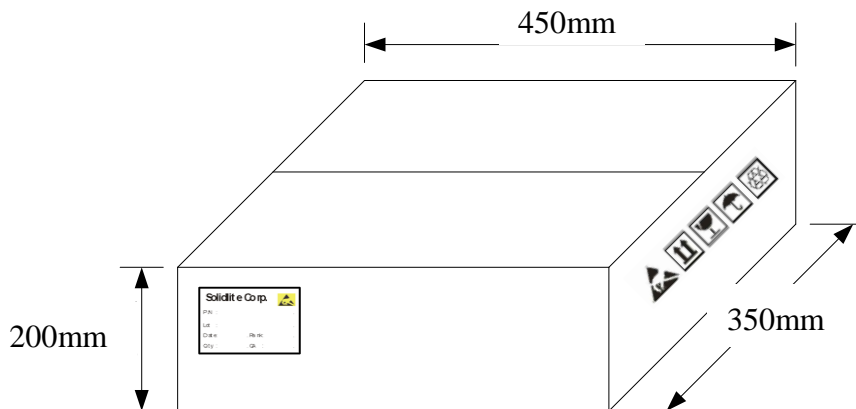


Drawing No.	Rev.	Date	Page
SL-BL1600WA#-DSB	B	2020/04/07	5/5

3、Wiring : (Cable max 2.5m m<sup>2</sup>)



4、Product package information :



**1pcs / Big Carton      Total : 1pcs**

※This product is not waterproof.

