





Drawing No.	*Rev.	Date	Page
BF3H40G-2AM-010mA	B	2018/02/12	1/3

APPROVAL SHEET

Part No: **BF3H40G-2AM-010mA**

NOTE : Green Part

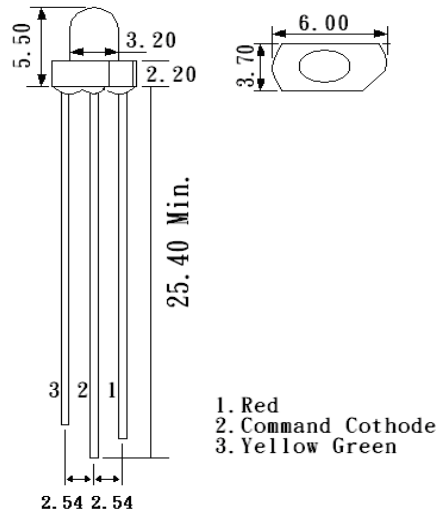
MAKER			CUSTOMER	
				
R&D	QA	Sales	Checked	Approved
				

Prepared	Checked	Approved
Rachel Lee	Hann Chiu	Kenneth Wu

LED LAMP Technical Data

DESCRIPTION:

Device Type : BF3H40G-2AM-010mA
 Dice Material : AlGaInP/GaAs
 Light Color : Red-Yellow-Green
 Lens Color : White diffused
 Lens Dimension : 3mm



Absolute Maximum Ratings at Ta=25°C

Parameter	Max.	Unit
DC Forward Current	20	mA
Reverse Voltage	5	V
Power Dissipation	45	mW
Operating Temperature	Topr : -30 ~ +80	°C
Storage Temperature	Tstr : -30 ~ +100	°C
Solder DIP (MAX. 5 seconds, 1.6mm from body) Temperature 260°C		

Electrical and Optical Characteristics at Ta=25°C (Red)

Symbol	Description	Test Condition	Min.	Typ.	Max.	Unit
V _F	Forward Voltage	I _F = 10mA		2.0	2.6	V
I _R	Reverse Current	V _R = 5V	-	-	10	μA
λ _D	Dom. Emission Wavelength	I _F = 10mA		640		nm
Δλ	Spectral Line Halfwidth	I _F = 10mA	-	20		nm
2θ 1/2	Viewing Angle	I _F = 10mA	-	40	-	Deg.
I _v	Luminous Intensity	I _F = 10mA	10		40	mcd

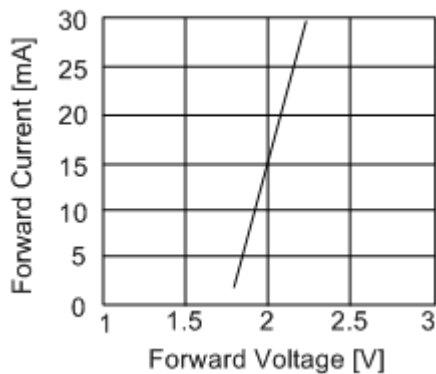
Electrical and Optical Characteristics at Ta=25°C (Yellow green)

Symbol	Description	Test Condition	Min.	Typ.	Max.	Unit
V _F	Forward Voltage	I _F = 10mA		2.0	2.6	V
I _R	Reverse Current	V _R = 5V	-	-	10	μA
λ _D	Dom. Emission Wavelength	I _F = 10mA	-	570	-	nm
Δλ	Spectral Line Halfwidth	I _F = 10mA	-	20		nm
2θ 1/2	Viewing Angle	I _F = 10mA	-	40	-	Deg.
I _v	Luminous Intensity	I _F = 10mA	10		40	mcd

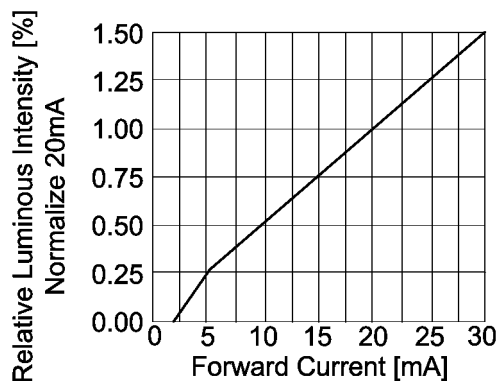
Note: 1. The lead should be formed up to 5mm from the body of device without forming stress.
 2. Soldering shall be performed after lead forming.
 3. All dimensions are in millimeters

LED LAMP Technical Data

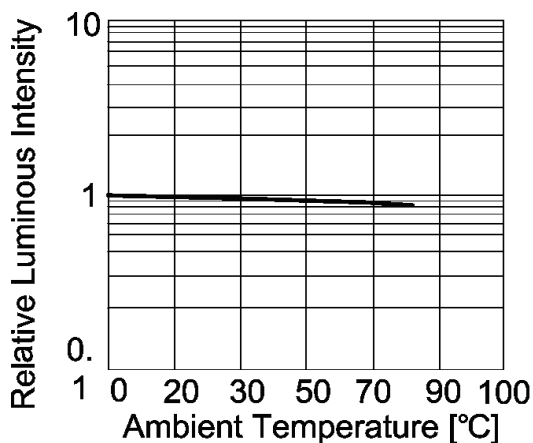
Typical Optical-Electrical Characteristic Curves



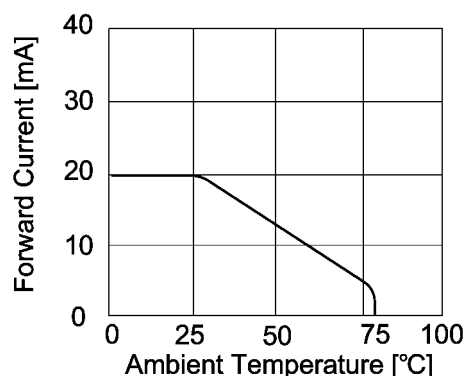
**Forward Current
Vs. Forward Voltage**



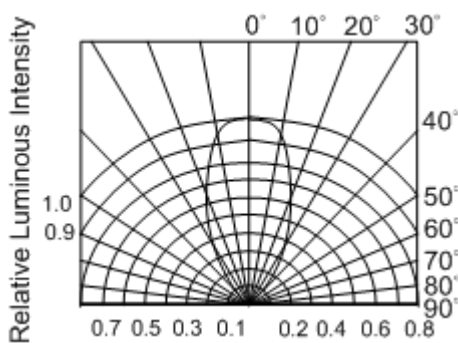
**Luminous Intensity
Vs. Forward Current**



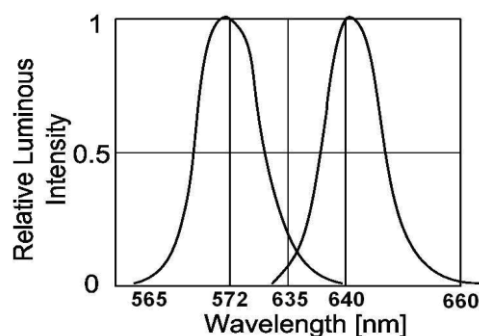
**Luminous Intensity
Vs. Ambient Temperature**



**Forward Current
Vs. Ambient Temperature**



Radiation Pattern



**Relative Luminous Intensity
Vs. Wavelength**