






Drawing No.	Date	Page
AL3535B-BWW-005W-BA005F2-J-4601-A	2011/11/26	1/7

APPROVAL SHEET

Part No: **AL3535B-BWW-005W-BA005F2-J-4601**

Customer Part No: _____

NOTE :
Tri-Wavelength White LED
Green Part

MAKER			CUSTOMER	
SOLIDLITE			TKEC	
R&D	QA	Sales	Checked	Approved
				

Prepared	Checked	Approved
Serena chiu	Evan Chang	Simon Wen



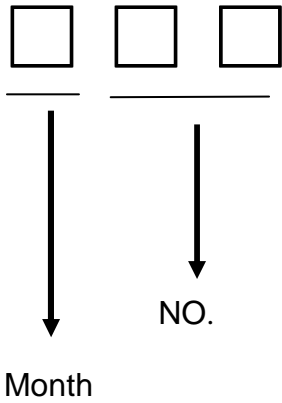
Drawing No.	Date	Page
AL3535B-BWW-005W-BA005F2-J-4601-A	2011/11/26	2/7


A. Description of P/N No.

AL3535B-B WW-005W-BA005F2-J



Description of Lot.



Solidlite Corp. 

P/N : _____

Lot : _____

Date: _____ . Rank: _____

Q'ty : _____ . QA : _____

Surface Mounting Condition

In automatic mounting of the SMD LEDs on printed circuit boards, any bending , expanding and pulling forces or shock against the SMD LEDs shall be kept min. to prevent them from electrical failures and mechanical damages of the devices .

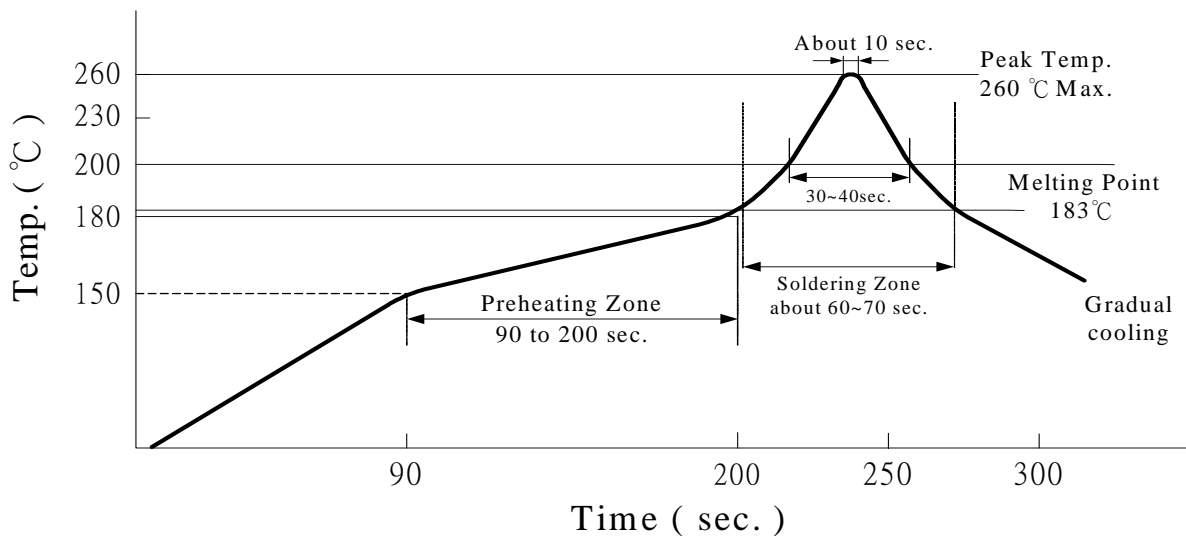
Soldering Reflow

Soldering of the SMD LEDs shall conform to the soldering condition in the individual specifications. SMD LEDs are designed for Reflow Soldering .

In the reflow soldering , too high temperature and too large temperature gradient such as rapid heating / cooling may cause electrical & optical failure and damages of the devices .

Solidlite can not guarantee the LED after they have been assembled using the solder dipping method .

commended Soldering Temperature Time Profile (Reflow Soldering)



Part No. AL3535B-BWW-005W-BA005F2-J-4601

B. LED Board Data

Part No.	LED CIE Code	LED TJ (°C)	TC (°C)	Quantity(pcs)
AL3535B-BWW-005W-BA005F2-J-4601	BF, BG, BH	125 (Max.)	75(Max.)	5

Part No.	Power Dissipation(w)	Storage Temperature	Operation Temperature
AL3535B-BWW-005W-BA005F2-J-4601	5W	-40°C to+85°C	-30°C to+85°C

Part No.	DC Driving Current(mA)	Pulse Current (mA) (1/10 duty, 10ms Pulse width)
AL3535B-BWW-005W-BA005F2-J-4601	350	500

Part No.	Color of light	Test Condition(mA)	Forward Current(v)
AL3535B-BWW-005W-BA005F2-J-4601	Cool white	350	14 (Min.) / 17.5 (Max.)

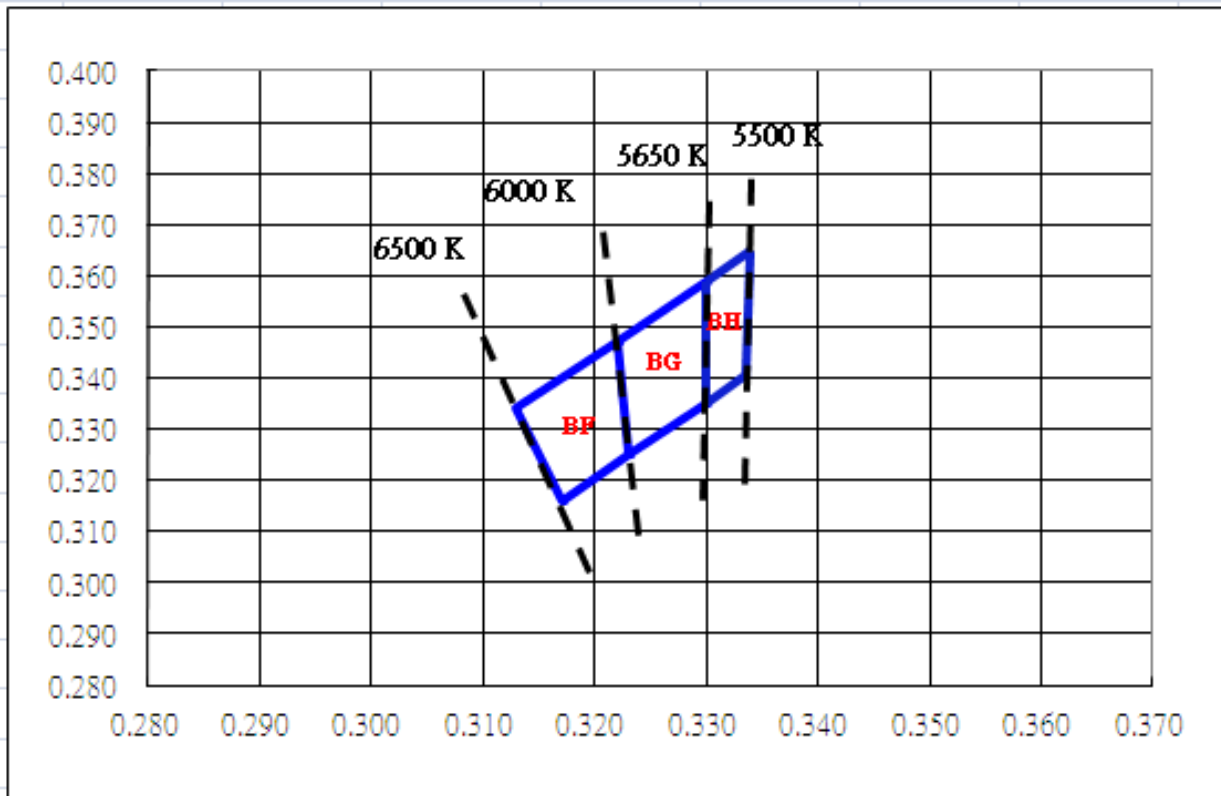
Absolute Maximum Ratings at T_A=25°C

BWW

Parameter	Min.	Typ.	Max.	±%	Unit
CCT (冷態)	5500	-	6500	3%	K
Luminous inteasity(整體, 冷態)	200	-	-	3%	Lm
CRI	80	83	-	-	-

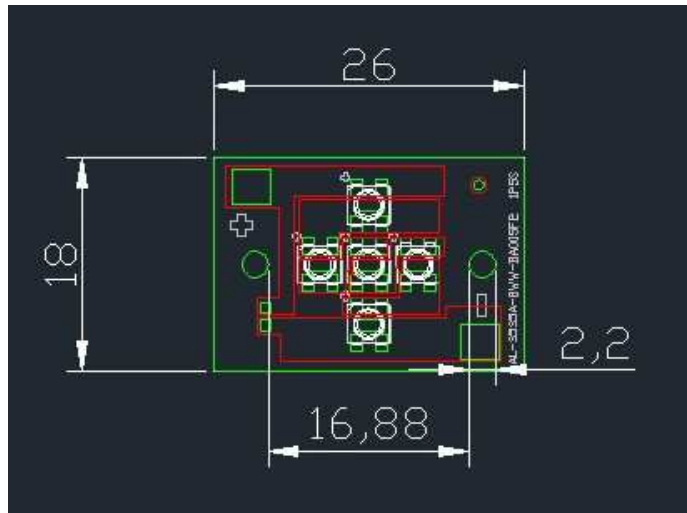
Part No. AL3535B-BWW-005W-BA005F2-J-4601

Chromaticity Coordinate



Part No. AL3535B-BWW-005W-BA005F2-J-4601

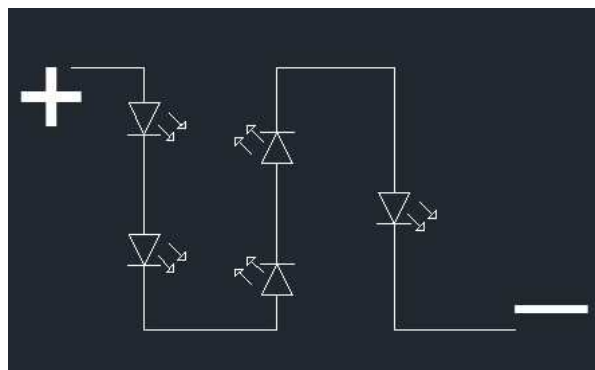

LED Bar Dimension



Unit:mm

Tolerance : $\pm 0.2\text{mm}$

Typical Internal Equivalent Circuits

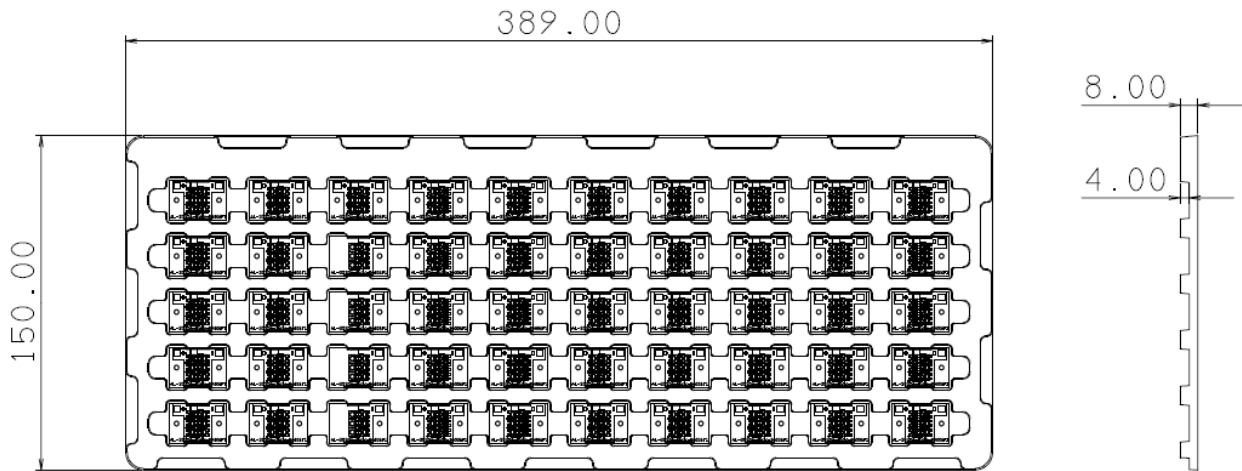


Drawing No.	Date	Page
AL3535B-BWW-005W-BA005F2-J-4601-A	2011/11/26	7/7

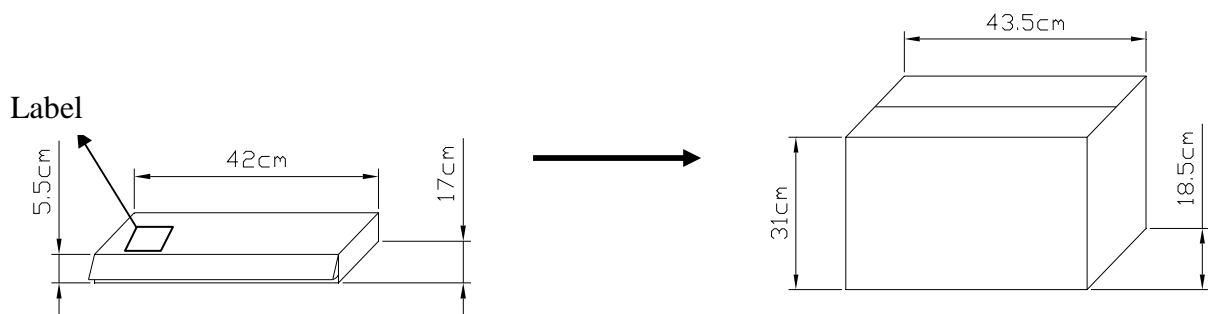
Part No. AL3535B-BWW-005W-BA005F2-J-4601

C. LED Board package information

Packing Model



50pcs / Tray



5 Small Carton / big Carton

Total :2500pcs