




Drawing No.	Date	Page
AL3535A-BWR-002W-BA004F1-4601-C	2012/5/15	1/7

APPROVAL SHEET

Part No: **AL3535A-BWR-002W-BA004F1-4601**

Customer Part No: _____

NOTE :
Tri-Wavelength White LED
Green Part

MAKER			CUSTOMER	
SOLIDLITE				
R&D	QA	Sales	Checked	Approved
				

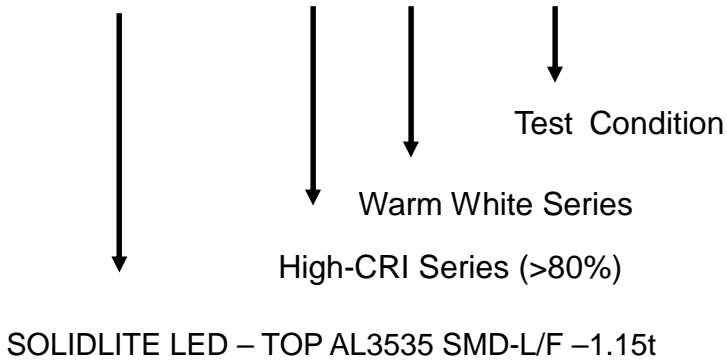
Prepared	Checked	Approved
Serena Chiu	Evan Chang	Simon Wen

Drawing No.	Date	Page
AL3535A-BWR-002W-BA004F1-4601-C	2012/5/15	2/7

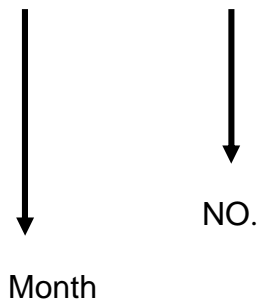
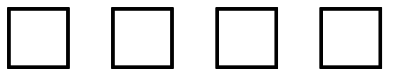
Part No. AL3535A-BWR-002W-BA004F1-4601


A. Description of P/N No.

AL3535A-B WR-002W-BA004F1



Description of Lot.



Solidlite Corp. 

P/N : _____

Lot : _____

Date: _____ . Rank: _____

Q'ty : _____ . QA : _____

Part No. AL3535A-BWR-002W-BA004F1-4601

Surface Mounting Condition

In automatic mounting of the SMD LEDs on printed circuit boards, any bending, expanding and pulling forces or shock against the SMD LEDs shall be kept min. to prevent them from electrical failures and mechanical damages of the devices.

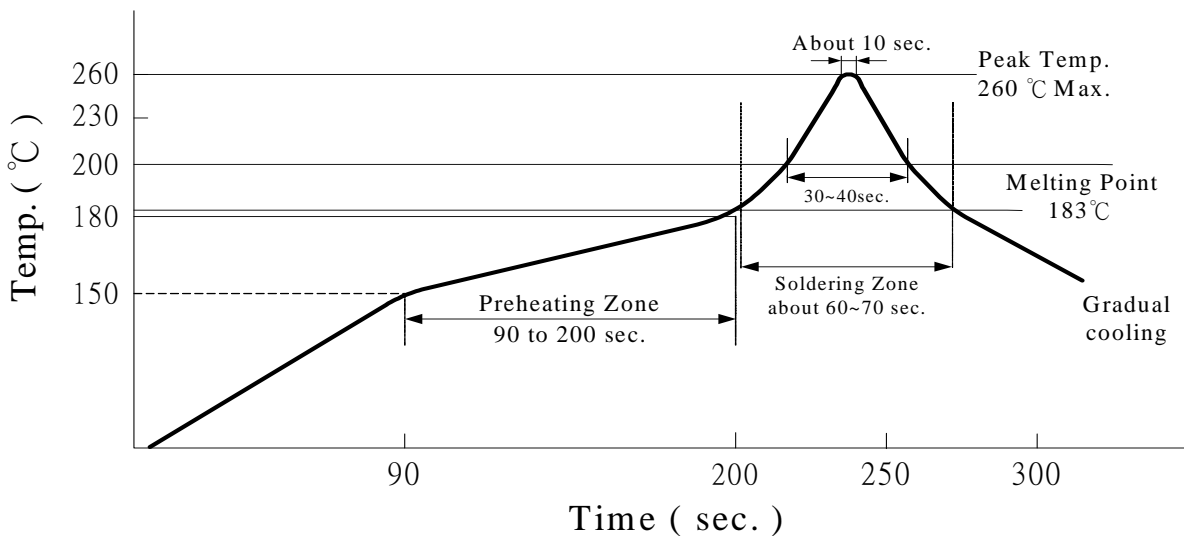
Soldering Reflow

Soldering of the SMD LEDs shall conform to the soldering condition in the individual specifications. SMD LEDs are designed for Reflow Soldering.

In the reflow soldering, too high temperature and too large temperature gradient such as rapid heating / cooling may cause electrical & optical failure and damages of the devices.

Solidlite cannot guarantee the LED after they have been assembled using the solder dipping method.

Recommended Soldering Temperature Time Profile (Reflow Soldering)



Part No. AL3535A-BWR-002W-BA004F1-4601

B. LED Board Data

Part No.	LED CIE Code	LED TJ (°C)	TC (°C)	Quantity(pcs)
AL3535A-BWR-002W-BA004F1-4601	AP, AQ, AV, AS, AT, AW	125 (Max.)	77.5(Max.)	4

Part No.	Power Dissipation(w)	Storage Temperature	Operation Temperature
AL3535A-BWR-002W-BA004F1-4601	2W	-40°C to+85°C	-30°C to+85°C

Part No.	DC Driving Current(mA)	Pulse Current (mA) (1/10 duty, 10ms Pulse width)
AL3535A-BWR-002W-BA004F1-4601	600	860

Part No.	Color of light	Test Condition(mA)	Forward Current(v)
AL3535A-BWR-002W-BA004F1-4601	Warm White	600	3.0(Min.) / 3.7(Max.)

Absolute Maximum Ratings at T_A=25°C

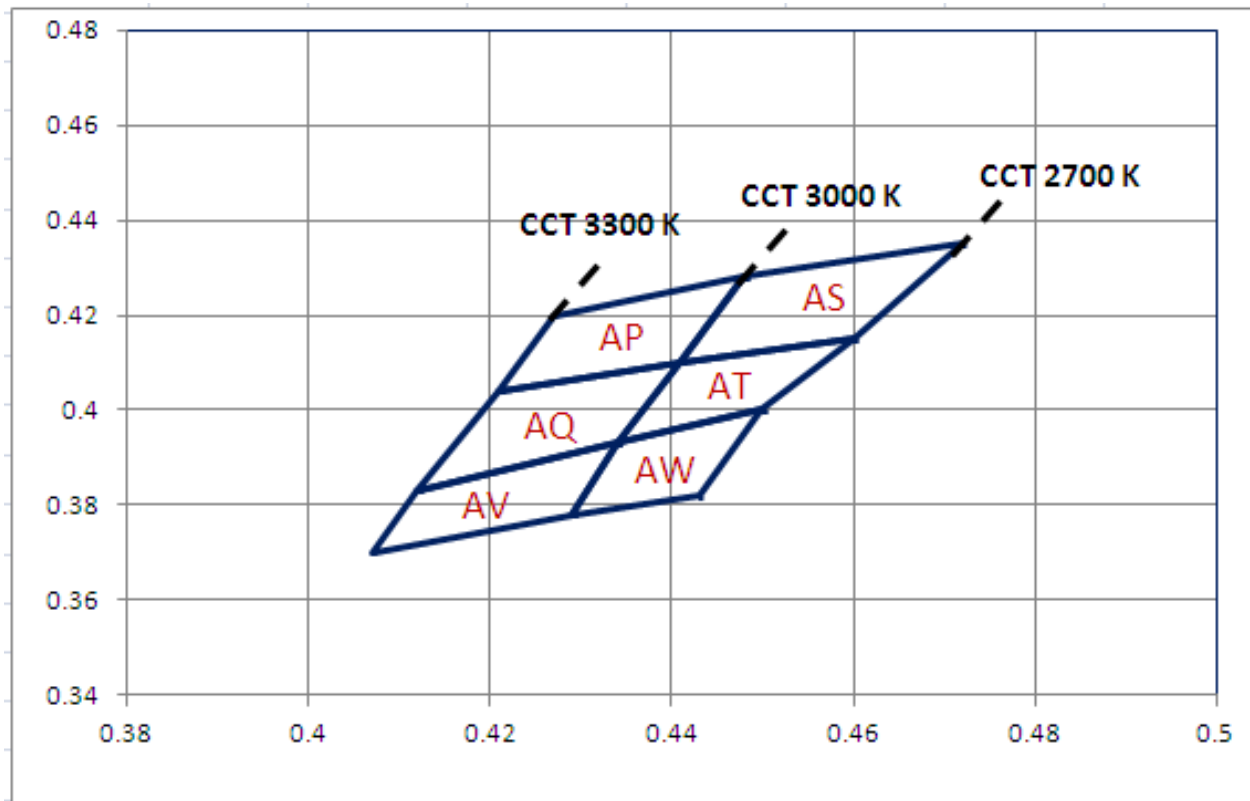
BWR

Parameter	Min.	Typ.	Max.	±%	Unit
CCT (冷態)	2700	-	3300	3%	K
Luminous intensity (整體, 冷態)	80	-	-	3%	Lm
CRI	80	83	-	-	-

Drawing No.	Date	Page
AL3535A-BWR-002W-BA004F1-4601-C	2012/5/15	5/7

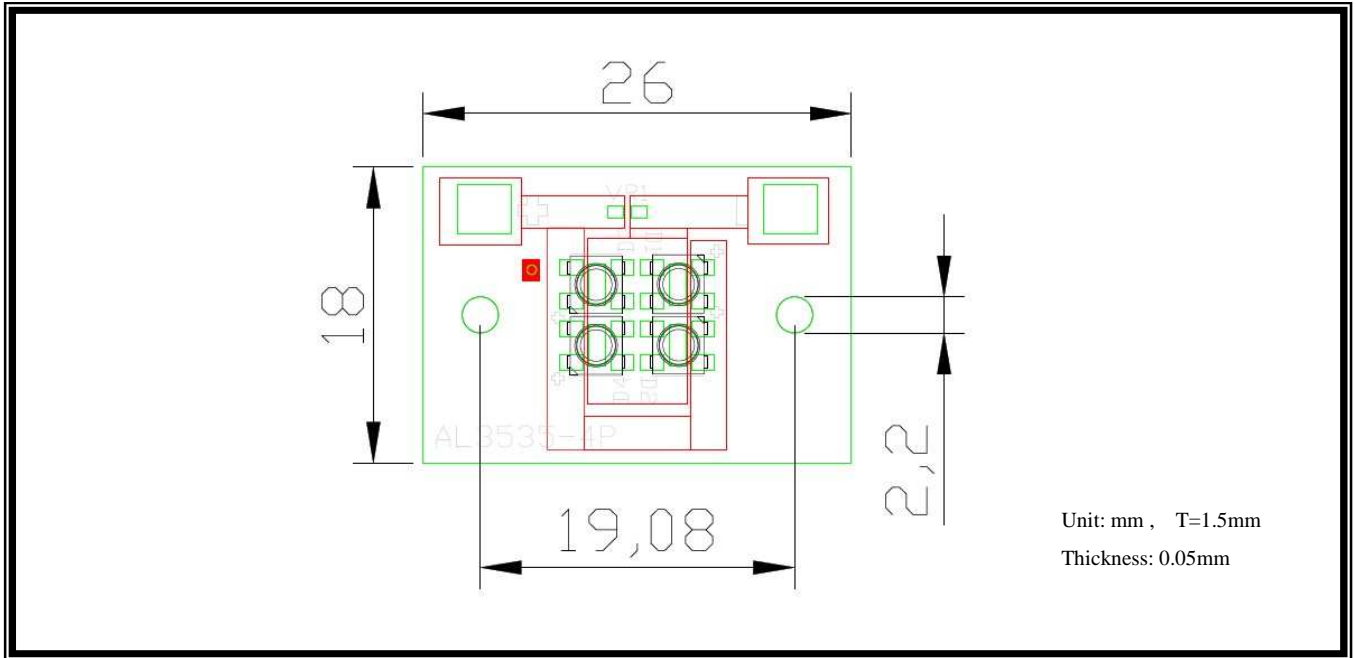
Part No. AL3535A-BWR-002W-BA004F1-4601

Chromaticity Coordinate

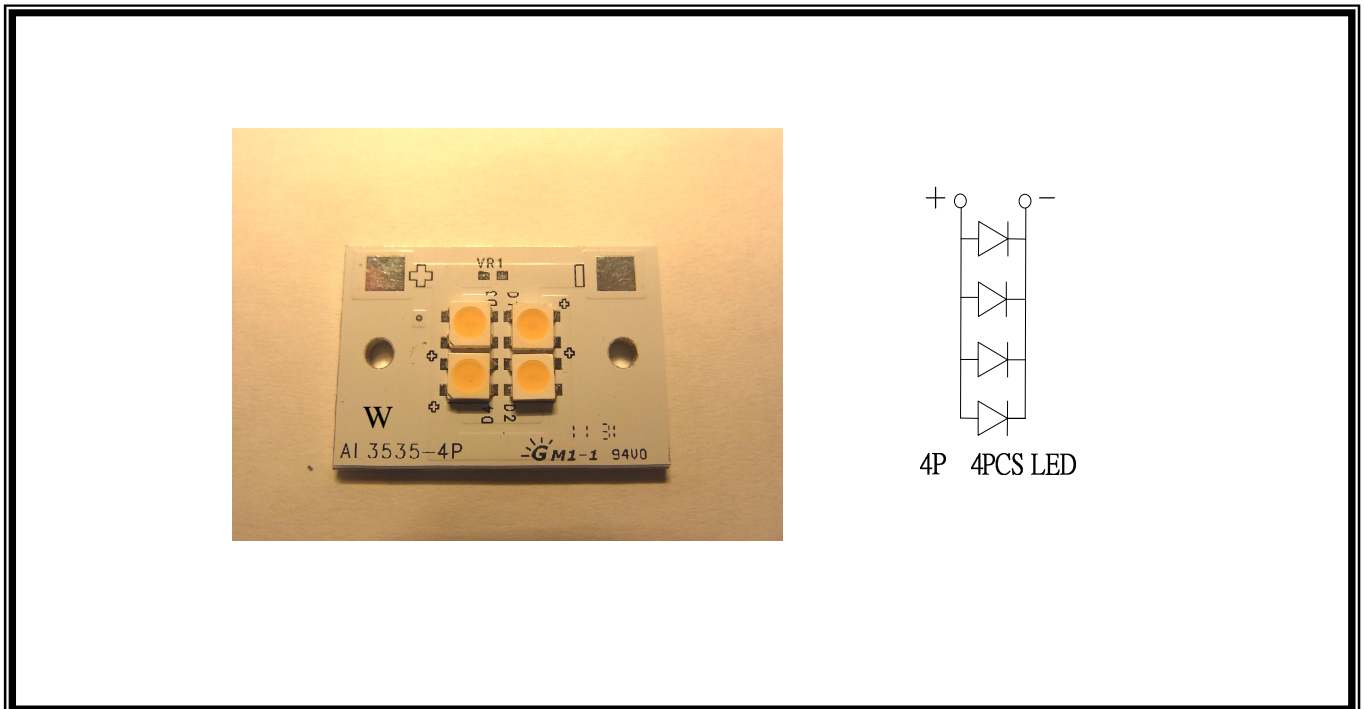


Part No. AL3535A-BWR-002W-BA004F1-4601

LED Board Dimension



Typical Internal Equivalent Circuits

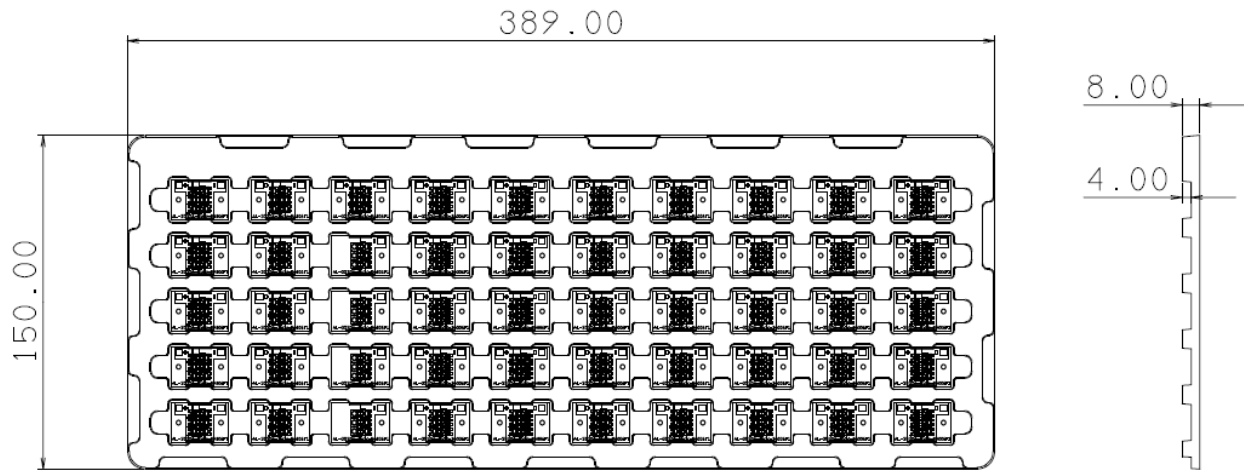


Drawing No.	Date	Page
AL3535A-BWR-002W-BA004F1-4601-C	2012/5/15	7/7

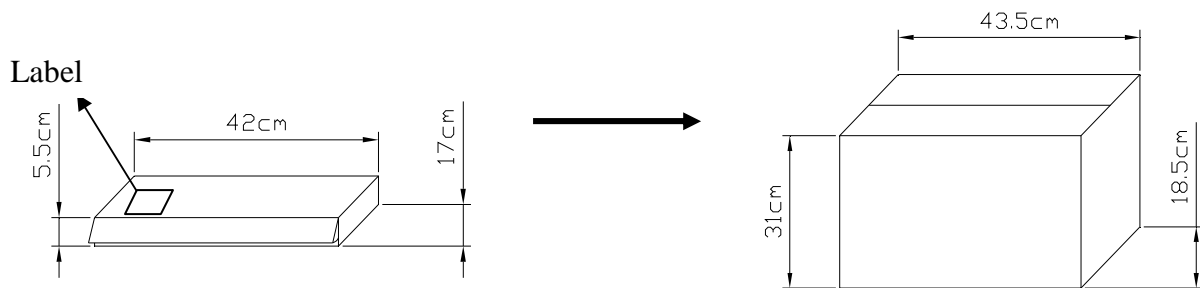
Part No. AL3535A-BWR-002W-BA004F1-4601

C. LED Board package information

Packing Model



50pcs / Tray



5 Small Carton / big Carton

Total :2500pcs